


SPRING-BREAK
Starts HERE!



© Gene Luen Yang

Secret Coders: Pattern Colouring

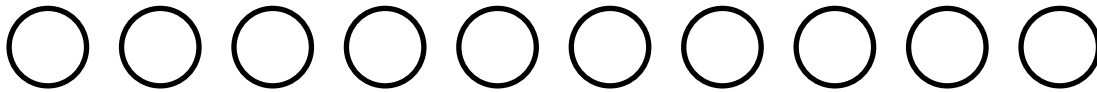
Patterns are fun and essential to learning about coding. Try and colour the following shapes to match the patterns shown. For example, here are some shapes coloured with the pattern **ABAB**.

In this example **A = blue** and **B = yellow**.



Now you try with colours of your choice!


1. Colour the pictures to show the pattern "AB".



2. Colour the pictures to show the pattern "AABB".



3. Colour the pictures to show the pattern "ABB".



4. Colour the pictures to show the pattern "AAB".



5. Colour the pictures to show the pattern "ABC". Select your own colour for C.

