

welcome

B A B Y

RHYMES PRESENTED BY  
THE EDMONTON PUBLIC LIBRARY





read. talk. play.  
EARLY LITERACY AT EPL

**This book belongs to:**

---

**Criss cross applesauce  
Spiders crawling up your back  
Cool breeze  
Tight squeeze  
Now you've got the shivereez**





# EARLY LITERACY

**Congratulations** on picking up a free library card and board book for your baby! The Edmonton Public Library (EPL) wants to help you have fun with your baby and build a foundation for a love of reading.

These rhymes will not only delight your baby and help to increase your special bond, but they will also help to develop Early Literacy skills—the building blocks for language and literacy development.

Early Literacy is everything that children know about reading and writing *before* they can read and write. Early Literacy skills are important for future success, so you've already helped your child by picking up a library card and this booklet. Reading and rhyming with your baby now will help her for the rest of her life!

There is more information on Early Literacy at the back of this booklet. Take some time to learn more and to find out how the Edmonton Public Library can help you and your baby.

## **For a quick guide, here are the 6 skills of Early Literacy:**

**We Know Words!** *Vocabulary* is knowing the names of things.

**We Like Books!** *Print Motivation* is an interest in and enjoyment of books.

**We Can Tell a Story!** *Narrative Skills* is the ability to describe events, tell stories and understand how stories work.

**We Know Letters!** *Letter Knowledge* is learning to name letters, knowing the sounds of letters and being able to see letters everywhere.

**We See Words!** *Print Awareness* is noticing print, knowing that print has meaning and knowing how to hold a book and follow words on the page.

**We Hear Words!** *Phonological Awareness* is the ability to hear and play with the smaller sounds in words.

# RHYMES AND SONGS

Bouncing rhymes are wonderful for rhythm! Hold your baby facing you so that she can see your mouth making the words as you bounce.

## Rickety, rickety rocking horse


Rickety, rickety rocking horse  
(Lift one knee at a time)  
Over the fields we go  
Rickety, rickety rocking horse  
Gitty up, gitty up!  
(Two strong bounces)  
WHOA! (Hug baby and lean back)

---



## Trit Trot

Trit, trot to Boston, (Bounce baby)  
Trit, trot to Lynn,  
Take care, Baby,  
Don't fall IN!  
(Drop baby between knees)  
Trit, trot to London,  
(Bounce baby)  
Trit, trot to Dover.  
Look out, Baby  
Don't fall O-VER!  
(Tip baby to one side)



Some babies like gentle bounces and others like big bounces; **watch your baby's face for cues.**

Talk with your baby! Ask him questions, and when he babbles, treat that like an answer and respond!



## Grandfather Clock

The grandfather clock goes tick tock tick tock (Rock back and forth slowly)

The kitchen clock goes tick tock tick tock (Rock a bit faster)

But mama's wristwatch goes ticka ticka ticka

Tickle!



---


## To Market, To Market

To market, to market, to buy a fat pig. (bounce baby)

Home again, home again, Jiggety-Jig.

To market, to market, to buy a fat hog.

Home again, home again, Jiggety-Jog.



**Playing with different shapes**—balls, blocks, puzzles—will help your child learn how letters are formed.

# RHYMES AND SONGS

Songs are a great way to learn language! Singing lets children understand how the little sounds in language work, which helps them on the path to becoming readers! To your child, you have the most beautiful voice in the world. Babies don't mind if you sing off key—they are just happy that you are sharing music with them!

## Peek-a-Boo

Peek-a-boo-hoo,  
Peek-a-boo-hoo  
(Do peek-a-boo motion)

I see you, I see you  
(Point to self then to baby)

I see your little nose  
(Touch nose)

I see your little toes  
(Touch toes)

Peek-a-boo

I see you  
(Do peek-a-boo motion)

*Tune: Frère Jacques*



**Encourage your baby to babble and 'talk'—**  
she is getting ready to say words!

Repetition is essential for learning! Sing the same songs, read the same books and say the same rhymes over and over—your baby will love recognizing favourites!



## Itsy-bitsy spider


The itsy-bitsy spider  
climbed up the water spout.  
Down came the rain and  
washed the spider out.  
Out came the sun and  
dried up all the rain,  
So the itsy-bitsy spider  
went up the spout again.



## Hands Upon Your Head

Hands upon your head,  
Hands upon your head.  
Up and down and up  
and down,  
Hands upon your head.  
(Repeat with other  
body parts)

*Tune: Farmer in the Dell*



**Speak in 'Parent-ese'** using a higher tone and a slower pace than your regular voice.

# RHYMES AND SONGS

Some of the first words a child learns are body parts. Rhymes that include touching faces and moving fingers help children learn words and give you a chance to cuddle with your child. Babies love to have their faces touched, and rhymes encouraging loving physical contact help children feel safe, loved and ready to learn!

## Here is the Beehive


Here is the beehive  
(Make fist)  
But where are the bees?  
Hidden away  
Where nobody sees.  
Look and you'll see them  
Come out of the hive,  
One, Two, Three, Four, Five,  
(Open fingers)  
Bzzzzzzzzzzzz. (Tickle)



---

## Moon is Round

The moon is round  
(Circle face with finger)  
As round can be  
Two eyes, a nose  
And a mouth, like me!



**Add kisses when you sing or read together.**

Babies learn more easily when they feel loved and safe.

**Cuddle your baby as you read to make it a cozy, loving time. Don't worry if your baby is only interested for a short time; a positive experience is more important than a long one. Keep it fun!**



## Round and Round the Garden

Round and round the garden

(Swirl finger in palm)

Goes the teddy bear

One step two step

(Walk fingers up to chin)

Tickle you under there

(Tickle chin)



---

## Two Little Dicky Birds

(Hold up thumbs)

Two little dicky birds


Sitting on a wall

One named Peter

The other named Paul

Fly away, Peter!

Fly away, Paul!



**Point out words everywhere**—on clothes, bottles, toys—  
anywhere you and your baby see print!


# RHYMES AND SONGS

Add songs to your everyday activities to make them more fun—bath times, folding laundry, making dinner or diaper changing. Songs and rhymes soothe babies (and you!) and can change difficult times into enjoyable ones.

## Leg over Leg

Leg over leg,  
(Cross legs)

The dog went to Dover;  
When he came to a stile,  
Jump, he went over.  
(Lift legs up and slide  
diaper under bottom)



**Sing the alphabet song to your baby—it works as a calming lullaby and it will eventually help her learn her letters!**

**Talk as if you were having a conversation with your baby. Even if she doesn't understand you, she knows that the conversation is important and special.**

**Your voice**—whether its low and rumbly or high and sweet—  
**is the most beautiful sound to your baby.**

Babies are built for learning language. Speak to your baby in your home language. Learning your first language well helps children build a strong foundation to learn other languages as they get older.



## Changing Diapers

Changing diapers,  
Changing diapers  
Lots of fun! Lots of fun!  
Now you're not so stinky.  
Now you're not so stinky.  
Nice clean bum. Nice clean bum.

*Tune: Frère Jacques*



## Scrub Your Dirty Hands

Scrub your dirty hands  
Scrub your dirty hands  
Scrubba dubba  
Scrubba dubba  
Scrub your dirty hands  
(Repeat with other body parts)

*Tune: Farmer in the Dell*




**Use your child's name in rhymes**—she will love hearing her name!

# RHYMES AND SONGS

## Shoe the Little Horsie

Shoe the little horsie  
(tap on one foot)  
Shoe the little mare  
(tap on other foot)  
But let the little colt go  
Bare, bare, bare!  
(Pat bottom)



---

## This is the Way We Wash Our Hair

This is the way  
we wash our hair  
wash our hair  
wash our hair  
This is the way  
we wash our hair  
On a warm and sleepy evening  
(Repeat with other body parts)  
*Tune: Here We Go 'Round the  
Mulberry Bush*




**Narrate your day!** Describe what you're doing as you are doing it

**Read books together and point at pictures and words. It's never too early to start!**



**Singing, rhyming, reading and talking** with babies from birth creates a language-rich environment for children. Finding fun and easy ways to share the six skills of Early Literacy every day encourages language learning. Read, talk and play your way to a lifelong love of language!

**Share books that have flaps, mirrors or textures that are exciting. Let your baby touch the book while you're reading.**



**Point out letters on objects** around the house.

# EARLY LITERACY

## How do rhymes help my baby?

**One of the benefits of nursery rhymes is that they teach babies how stories work**—in just a few lines, an entire vivid story unfolds. They also help babies hear the smaller sounds within words. Plus, they're fun and a great excuse to cuddle!

## How else can I help my baby?

**You are your baby's greatest teacher** and spend the majority of time with him. Your baby idolizes you and looks to you for clues on how to act, talk and behave. Reading, talking and playing with him are the best ways to solidify your strong bond, have fun, and teach him. There are many fun ways to help your baby; visit [www.epl.ca/readtalkplay](http://www.epl.ca/readtalkplay) for videos, book lists and other easy tips.

## How Important are Early Literacy Skills?

**Essential!** Research on infant brain development shows us that a child's experience in the first three years of life directly impacts later development and learning, including success in high school. So congratulations on already using rhymes and reading - these will help your baby later in life!

## How can the Library help?

**EPL helps you instill a lifelong love of reading in your child**, starting from birth. Our story times for babies, toddlers and preschoolers, as well as our recommendations for great books and activities, will help develop the Early Literacy skills essential for future reading success and enjoyment. Visit your local library or [www.epl.ca/readtalkplay](http://www.epl.ca/readtalkplay) for more information on programs, tools, and other resources that can help you at home.

**EPL has many fun and easy ways for you to help your baby develop Early Literacy skills.** Visit your local EPL branch, call us, or go online to find out about these great programs:

- Baby Laptime
- Baby Welcoming Day
- Fun for Ones
- Sing, Sign, Laugh and Learn
- Daddy and Baby Time
- Family Storytimes

These are just a few of the options; EPL offers over 6800 free programs each year. There is something for everyone and you are invited to attend!

**Did you know that the Library has more than books?**

Take advantage of the many resources that can help you and your baby, including:

- Music
- Audiobooks
- DVDs
- Research
- Online interactive books

The Library can help you and your baby now and in the months and years to come. Before you know it, your baby will be the one reading to you.

**Visit [epl.ca/readtalkplay](http://epl.ca/readtalkplay) or your local branch for more details on EPL's many free resources.**

Then everyone began  
to sing, “Yes, readers  
can do anything!”

~ *Born to Read* by Judy Sierra

